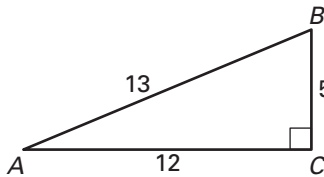


Practice A

For use with pages 567–572

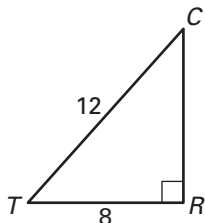
Match the trigonometric expression with the correct ratio. Some ratios may be used more than once, and some may not be used at all.

- | | | |
|---------------|--------------------|--------------------|
| 1. $\sin A =$ | A. $\frac{5}{13}$ | B. $\frac{12}{13}$ |
| 2. $\cos A =$ | C. $\frac{5}{12}$ | D. $\frac{12}{5}$ |
| 3. $\tan A =$ | E. $\frac{13}{12}$ | F. $\frac{13}{5}$ |
| 4. $\sin B =$ | | |
| 5. $\cos B =$ | | |
| 6. $\tan B =$ | | |



Use the diagram to find the indicated measurement. Round your answer to the nearest tenth.

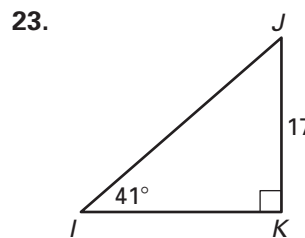
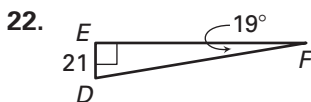
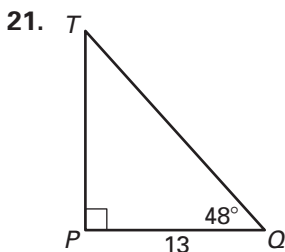
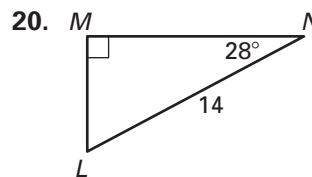
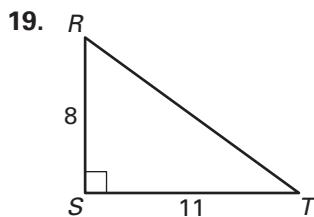
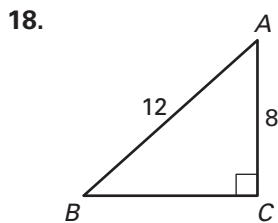
7. CR
8. $m\angle T$
9. $m\angle C$



In Exercises 10–17, $\angle A$ is an acute angle. Use a calculator to approximate the measure of $\angle A$. Round to one decimal place.

- | | | | |
|---------------------|---------------------|---------------------|---------------------|
| 10. $\sin A = 0.42$ | 11. $\tan A = 2.50$ | 12. $\cos A = 0.98$ | 13. $\sin A = 0.02$ |
| 14. $\cos A = 0.68$ | 15. $\tan A = 0.65$ | 16. $\sin A = 0.49$ | 17. $\tan A = 1.50$ |

Solve the right triangle. Round decimals to the nearest tenth.



24. **Ladder** You lean a 16 foot ladder against the wall. If the base is 4 feet from the wall, what angle does the ladder make with the ground?