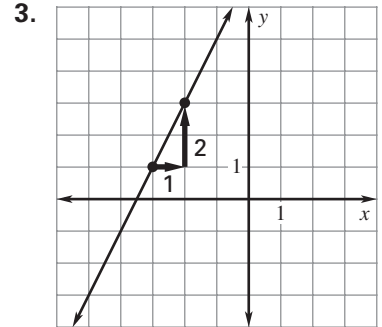
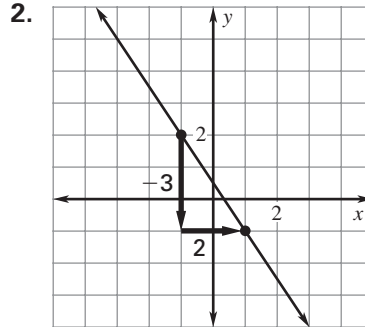
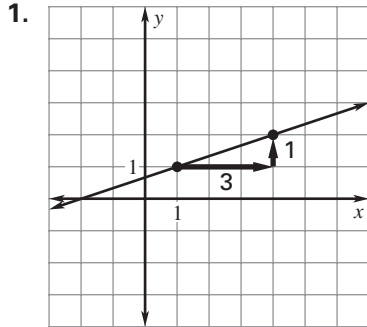


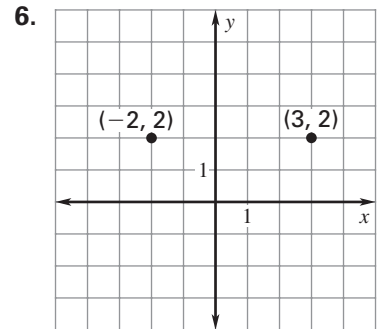
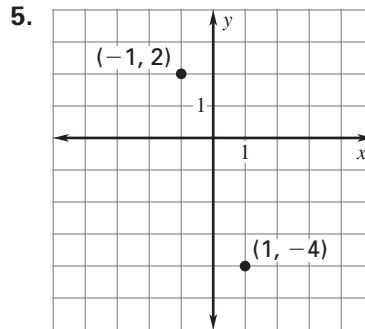
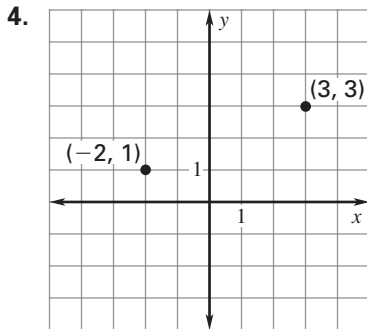
# Practice A

For use with pages 165–171

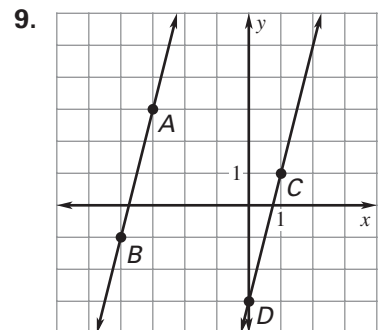
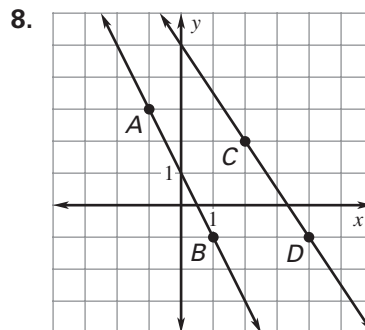
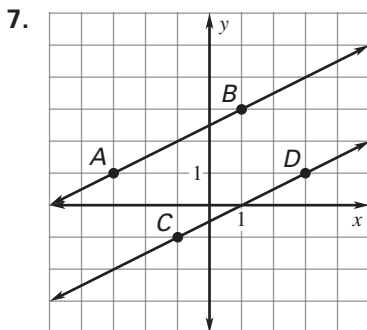
Calculate the slope of the line shown.



Calculate the slope of the line that passes through the labeled points on the graph.



Find the slope of each line. Are the lines parallel?



Write an equation of the line.

10. slope = 4  
y-intercept = 5

11. slope = -2  
y-intercept = 3

12. slope =  $\frac{1}{2}$   
y-intercept = -4

13. parallel to  $y = 2x - 5$   
y-intercept =  $\frac{1}{3}$

14. parallel to  $y = -3x + 7$   
y-intercept = 0

15. parallel to  $y = x - 1$   
y-intercept =  $\frac{3}{4}$